

# COVID-19 Case & Death Report

Erie County, Pennsylvania Population: 272,046  
Updated: January 24, 2023

## Case Counts

**Total: 71,020**

This week (Jan 16 to Jan 22): 135  
Last week (Jan 9 to Jan 15): 129

7-Day Daily Average cases: 19.3

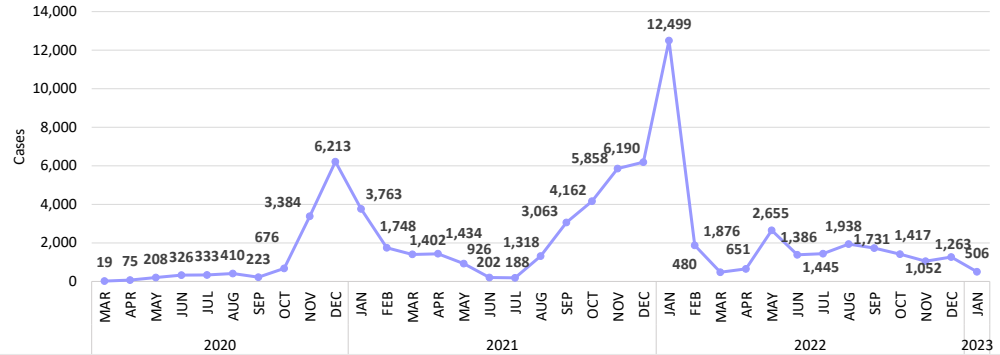
### By Gender

Females: 54.1%  
Males: 45.6%  
Unknown: 0.2%

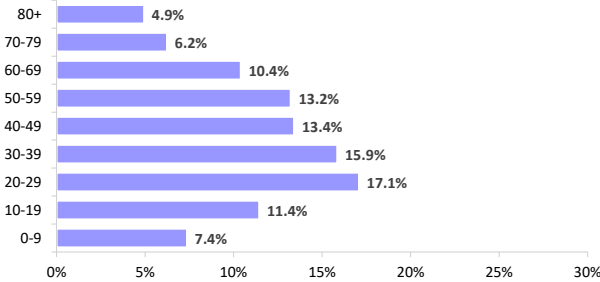
### \*PADOH 7-Day Average:

Patients Hospitalized: 23.7 ↑  
Patients in the ICU: 12.0 ↓  
Patients on Ventilators: 1.0 ↓

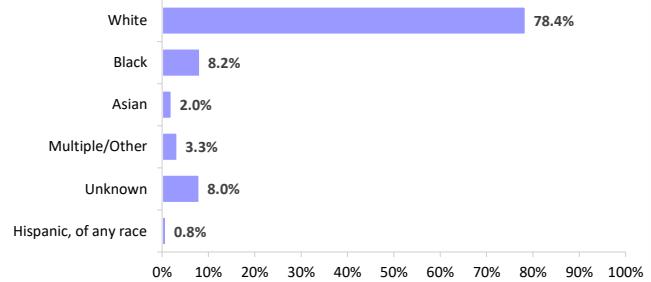
**Erie County COVID-19 Cases  
(3/28/20-1/22/23)**



**COVID-19 Cases by Age Groups**



**COVID-19 Cases by Race and Ethnicity**



## Death Counts

**Total: 898**

This week (Jan 16 to Jan 22): 1  
Last week (Jan 9 to Jan 15): 0

Pandemic Case Fatality Rate: 1.3%

### By Gender:

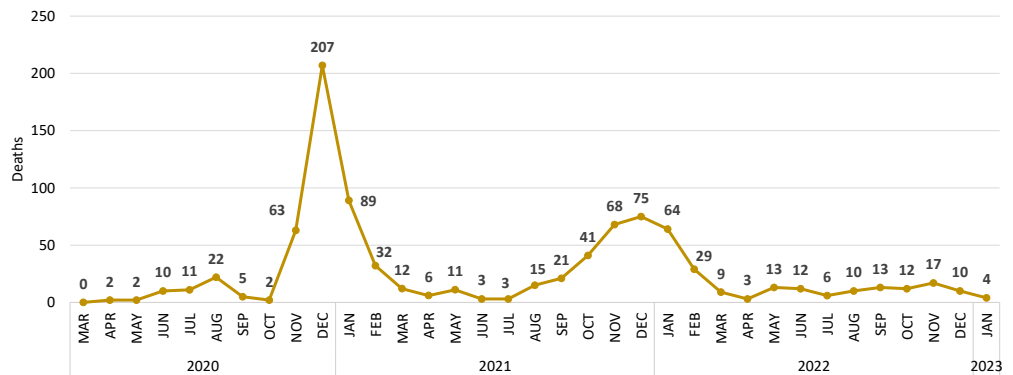
Females: 48.0%  
Males: 52.0%

### By Vaccination Status:

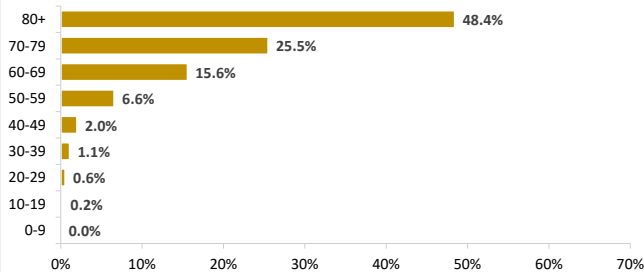
Not Vaccinated/Partially  
Fully (not up-to-date): 77.6%  
Fully (up-to-date with primary): 4.3%  
Fully (up-to-date with booster): 11.7%  
Fully (up-to-date with booster): 6.5%

By Long Term Care Facility: 44.5%

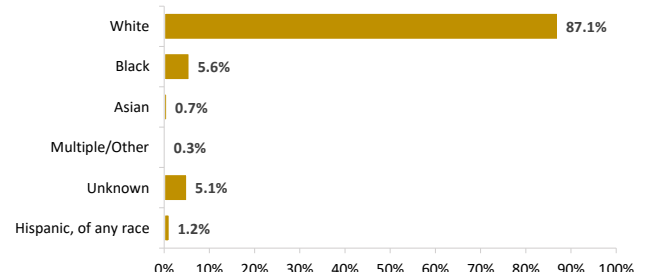
**Erie County COVID-19 Deaths  
(3/28/20-1/22/23)**



**COVID-19 Deaths by Age Groups**



**COVID-19 Deaths by Race and Ethnicity**



\*Sources: Pennsylvania National Electronic Disease Surveillance System (PA NEDSS); Pennsylvania Department of Health (PADOH)

Note: Case counts include confirmed, probable and reinfections; Percents are of the total number of counts  
Other (Race): individuals identify as a race other than White, Black or Asian; these individuals can also identify with 2 or more races  
Case and Death counts are subject to change due to PADOH reporting; Long Term Care Deaths include residents and employees  
Death counts are based on death dates