

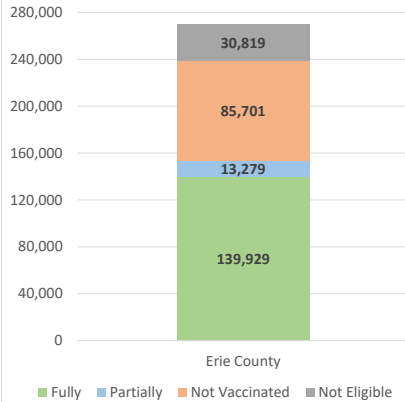
COVID-19 Cumulative Vaccination Data Report

Population of Erie County, Pennsylvania: 269,728

Updated: 11/01/21

Vaccinated with at least one dose: 64.13%

Erie County, Pennsylvania

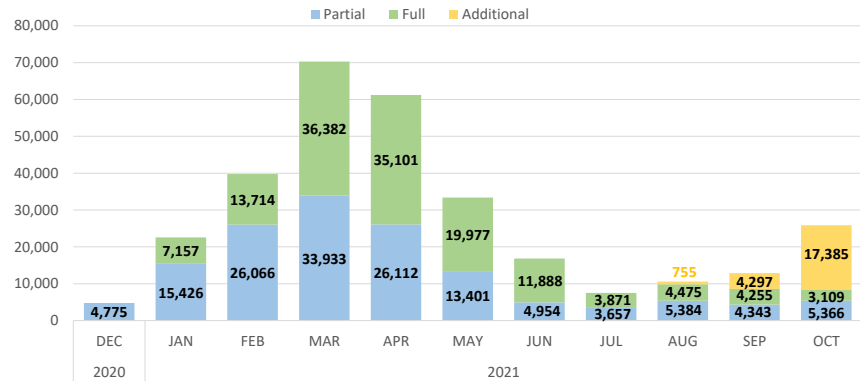


COVID-19 Monthly Vaccinations Administered

Erie County, Pennsylvania

Total Partial: 143,417 Total Full: 139,929 Total Additional: 22,437

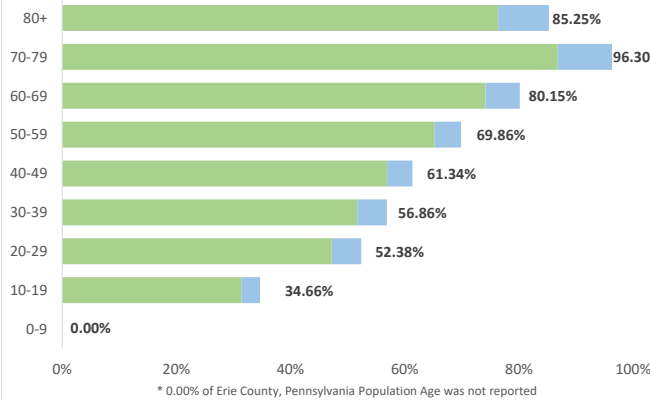
12/14/20-10/30/21



Percent Vaccinated for COVID-19 by Age Groups

Erie County, Pennsylvania

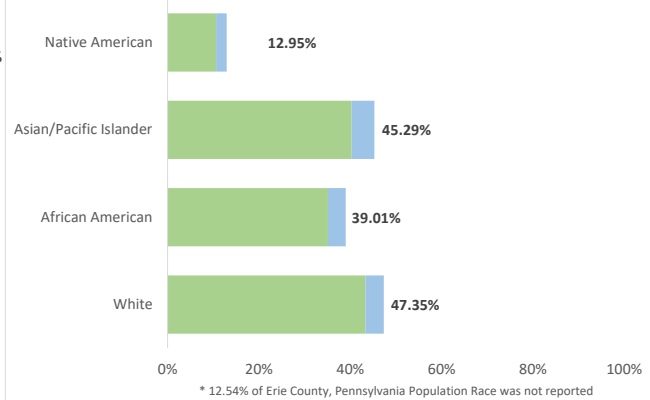
Fully Partially



Percent Vaccinated for COVID-19 by Race

Erie County, Pennsylvania

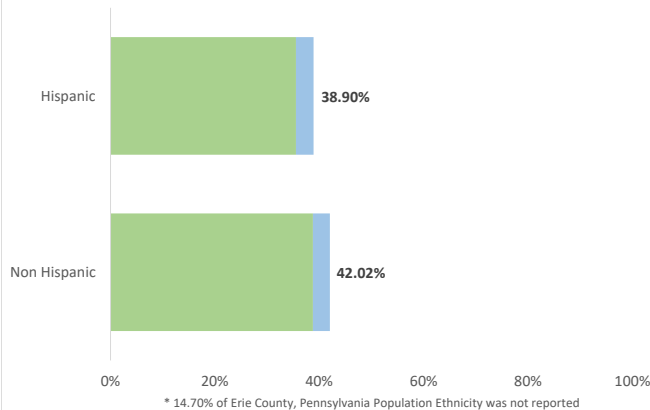
Fully Partially



Percent Vaccinated for COVID-19 by Ethnicity

Erie County, Pennsylvania

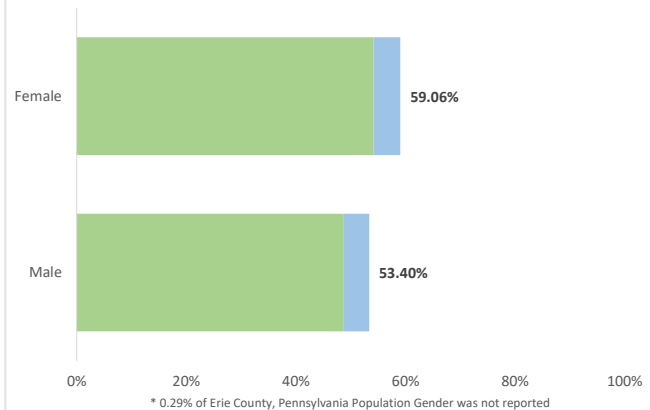
Fully Partially



Percent Vaccinated for COVID-19 by Gender

Erie County, Pennsylvania

Fully Partially



Sources: The United States Census Bureau; Pennsylvania National Electronic Disease Surveillance System (PA NEDSS); Pennsylvania Department of Health
 Note: Partially = Individuals who received only one dose in the two-dose COVID-19 vaccine series (Pfizer or Moderna)
 Fully = Individuals who received the first and second dose of the Pfizer or Moderna Covid-19 vaccine or one dose of the Johnson & Johnson Covid-19 vaccine
 Number of vaccinations administered can include individuals outside of Erie County, PA; Vaccination Counts may vary due to PA-SIIS reporting data