

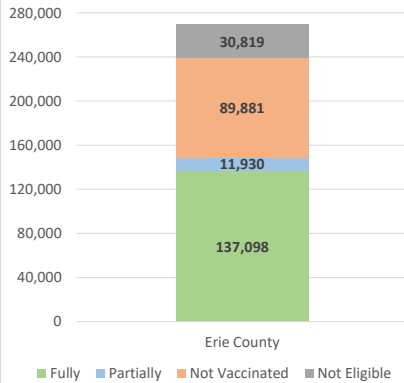
# COVID-19 Vaccination Data Report

Population of Erie County, Pennsylvania: 269,728

Updated: 10/11/21

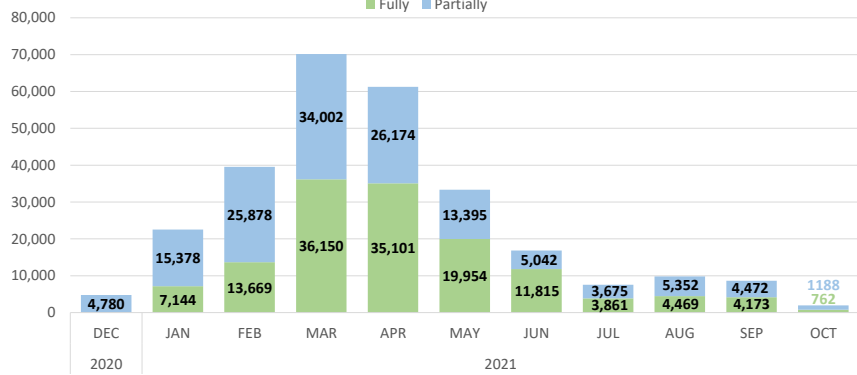
## Vaccinated with at least one dose: 62.38%

Erie County, Pennsylvania  
% Change from last week: 0.58%



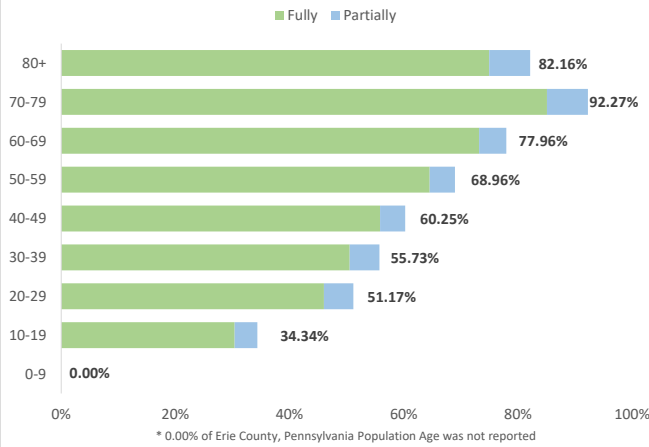
## COVID-19 Monthly Vaccinations Administered

Erie County, Pennsylvania  
Total Partial: 139,336 Total Full: 137,098  
12/14/20-10/07/21



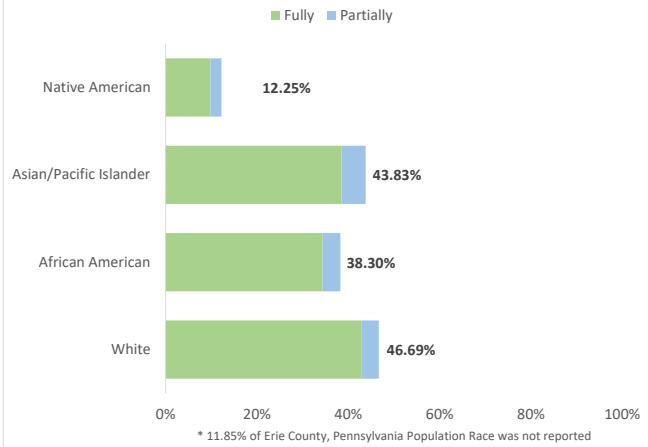
## Percent Vaccinated for COVID-19 by Age Groups

Erie County, Pennsylvania



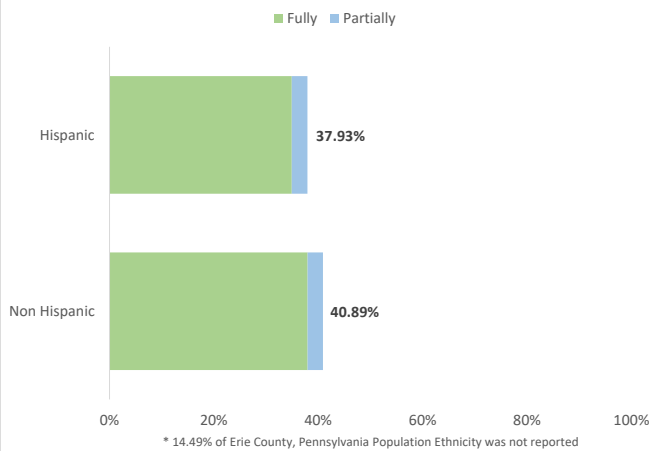
## Percent Vaccinated for COVID-19 by Race

Erie County, Pennsylvania



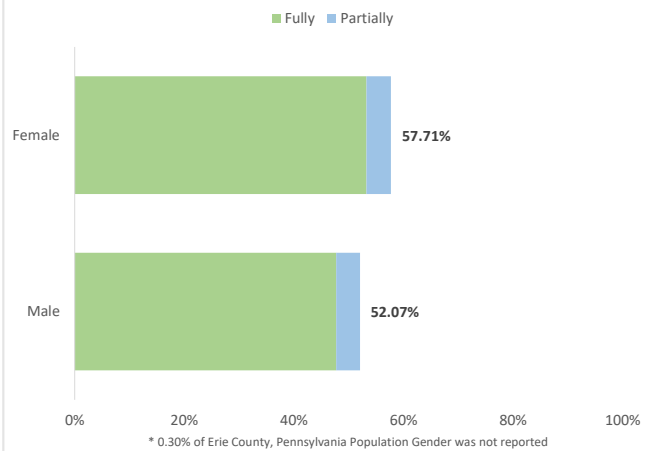
## Percent Vaccinated for COVID-19 by Ethnicity

Erie County, Pennsylvania



## Percent Vaccinated for COVID-19 by Gender

Erie County, Pennsylvania



Sources: The United States Census Bureau; Pennsylvania National Electronic Disease Surveillance System (PA NEDSS); Pennsylvania Department of Health  
 Note: Partially = Individuals who received only one dose in the two-dose COVID-19 vaccine series (Pfizer or Moderna)  
 Fully = Individuals who received the first and second dose of the Pfizer or Moderna Covid-19 vaccine or one dose of the Johnson & Johnson Covid-19 vaccine  
 Number of vaccinations administered can include individuals outside of Erie County, PA; Vaccination Counts may vary due to PA-SIIS reporting data