

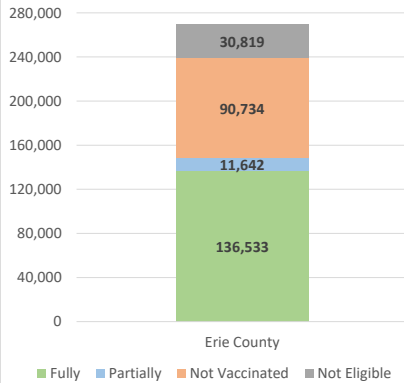
COVID-19 Vaccination Data Report

Population of Erie County, Pennsylvania: 269,728

Updated: 10/04/21

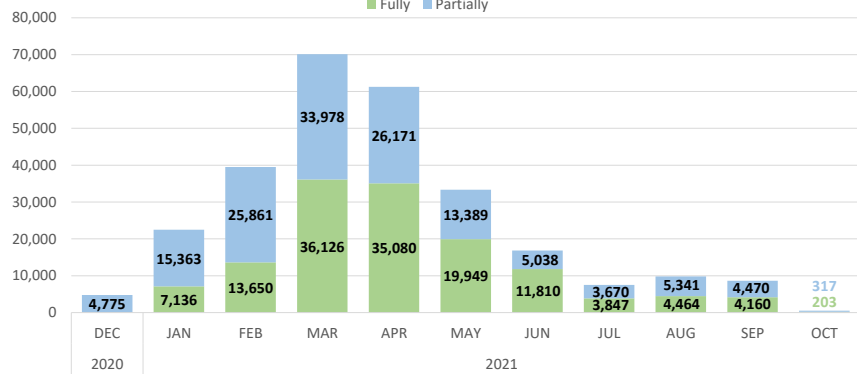
Vaccinated with at least one dose: 62.02%

Erie County, Pennsylvania
% Change from last week: 1.18%



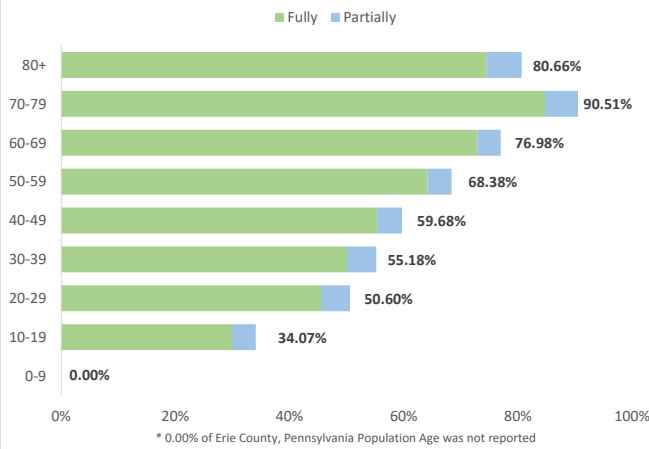
COVID-19 Monthly Vaccinations Administered

Erie County, Pennsylvania
Total Partial: 138,373 Total Full: 136,425
12/14/20-10/02/21



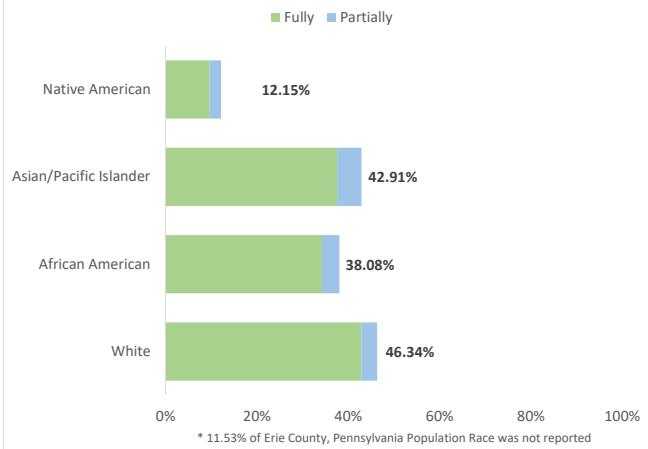
Percent Vaccinated for COVID-19 by Age Groups

Erie County, Pennsylvania



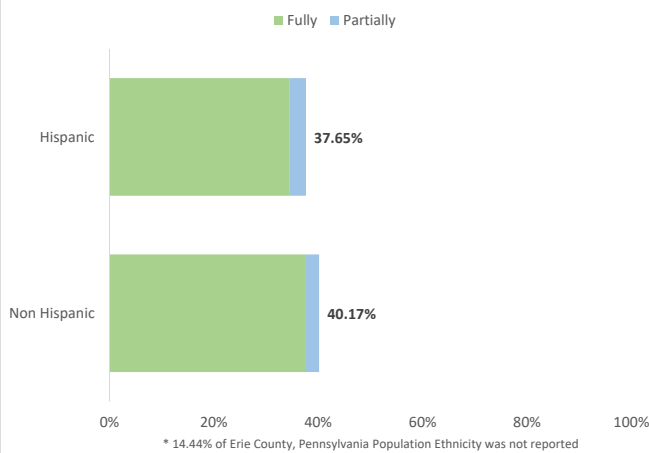
Percent Vaccinated for COVID-19 by Race

Erie County, Pennsylvania



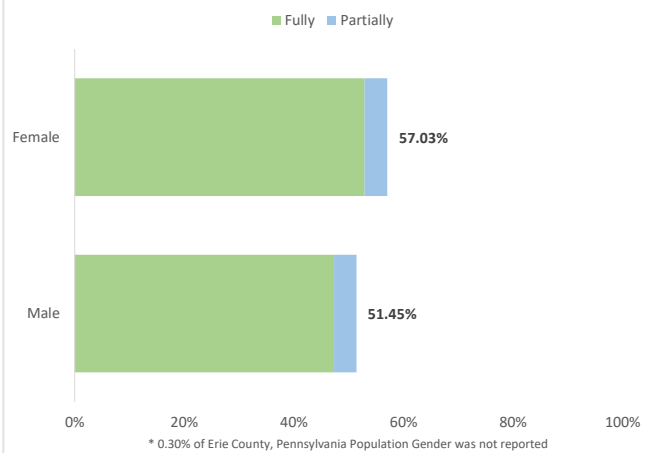
Percent Vaccinated for COVID-19 by Ethnicity

Erie County, Pennsylvania



Percent Vaccinated for COVID-19 by Gender

Erie County, Pennsylvania



Sources: The United States Census Bureau; Pennsylvania National Electronic Disease Surveillance System (PA NEDSS); Pennsylvania Department of Health
 Note: Partially = Individuals who received only one dose in the two-dose COVID-19 vaccine series (Pfizer or Moderna)
 Fully = Individuals who received the first and second dose of the Pfizer or Moderna Covid-19 vaccine or one dose of the Johnson & Johnson Covid-19 vaccine
 Number of vaccinations administered can include individuals outside of Erie County, PA; Vaccination Counts may vary due to PA-SIIS reporting data