

# COVID-19 Case Data Report

Population of Erie County, Pennsylvania: 269,728  
Updated: 08/09/21

## Erie County Department of Health Epidemiology

Cumulative Case Count: 21,596

Last week: 112 cases

(07/26/21-08/01/21)

This week : 166 cases

(08/02/21-08/08/21)

\*Weekly case counts change based on reporting times

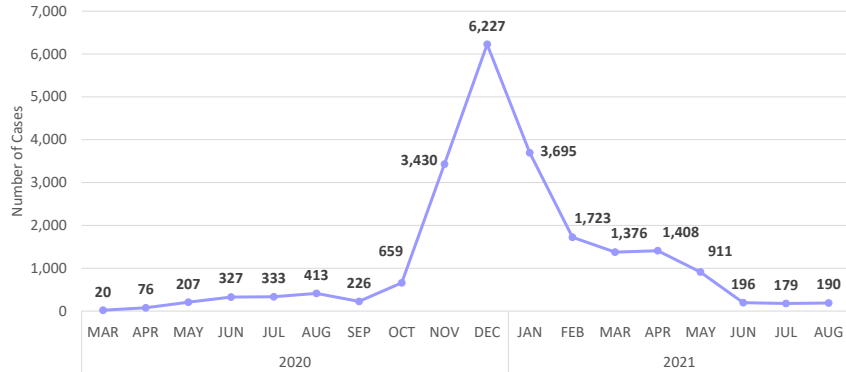
Long Term Care Facilities Cases: 2,210

Active Cases: 328

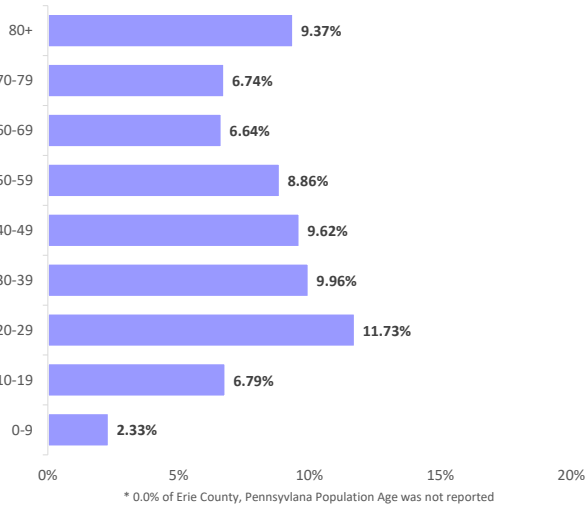
Recovered Cases: 20,790

## COVID-19 Monthly Case Report

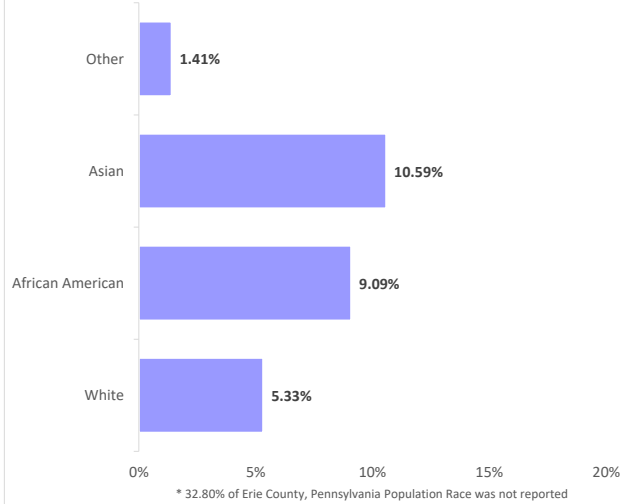
Erie County, Pennsylvania: 21,596



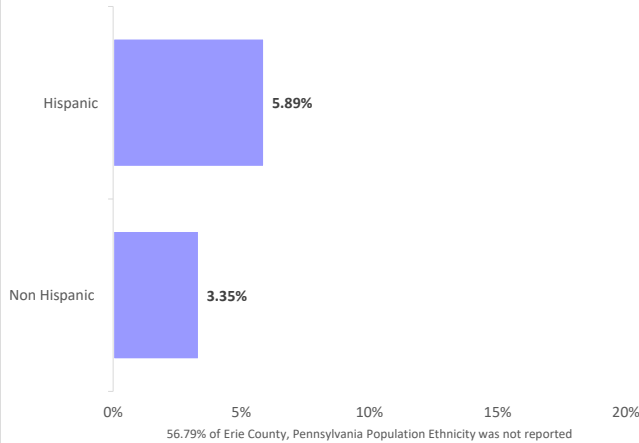
## Percent of COVID-19 Cases by Age Groups Erie County, Pennsylvania



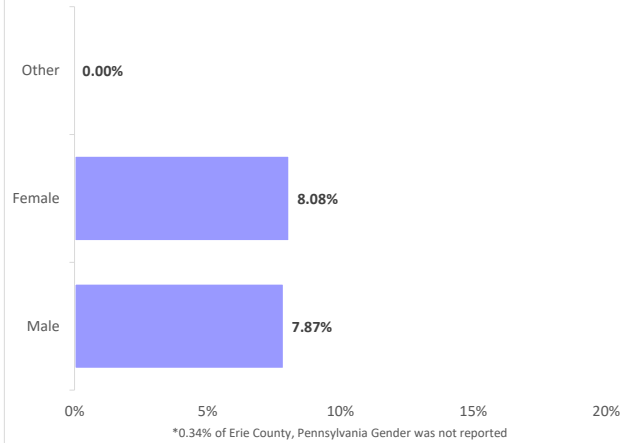
## Percent of COVID-19 Cases by Race Erie County, Pennsylvania



## Percent of COVID-19 Cases by Ethnicity Erie County, Pennsylvania



## Percent of COVID-19 Cases by Gender Erie County, Pennsylvania



Sources: The United States Census Bureau; Pennsylvania National Electronic Disease Surveillance System (PA NEDSS); Pennsylvania Department of Health

Note: Case counts include confirmed and probable; Example of Percent for Subpopulation: 9.37% of individuals age 80+ in Erie County, Pennsylvania diagnosed with COVID-19

Other (Gender category) identify as both male and female, neither or transgender

Other (Race category) identify as a race other than White, African American or Asian; these individuals can also identify with 2 or more races