

COVID-19 CASES

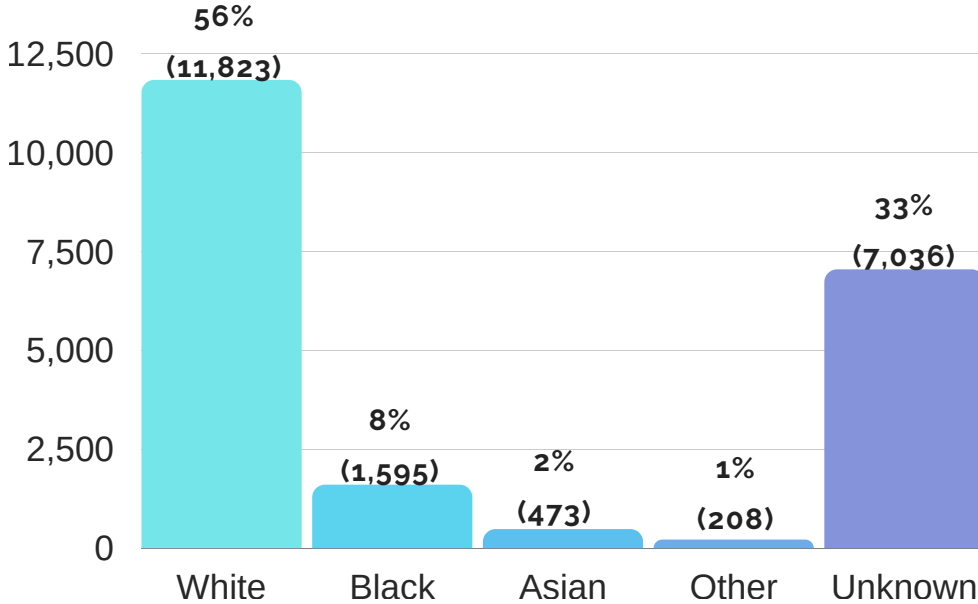


Public Health
Prevent. Promote. Protect.

21,135 Reported Cases

Data up to date as of 10:00 PM 06/07/2021

CASE COUNT BREAKDOWN BY RACE



In Erie County, PA, the total population self-identifies as:

- White 85.7%
- Black or African American 6.7%
- American Indian/Alaska Native 0.3%
- Asian 1.7%
- Native Hawaiian/Other Pacific Islander 0%
- Other Race 1.4%
- Two or more Races 4%

Sources: Erie County Department of Health; Pennsylvania National Electronic Disease Surveillance System (PA NEDSS)

Note: Data includes probable cases

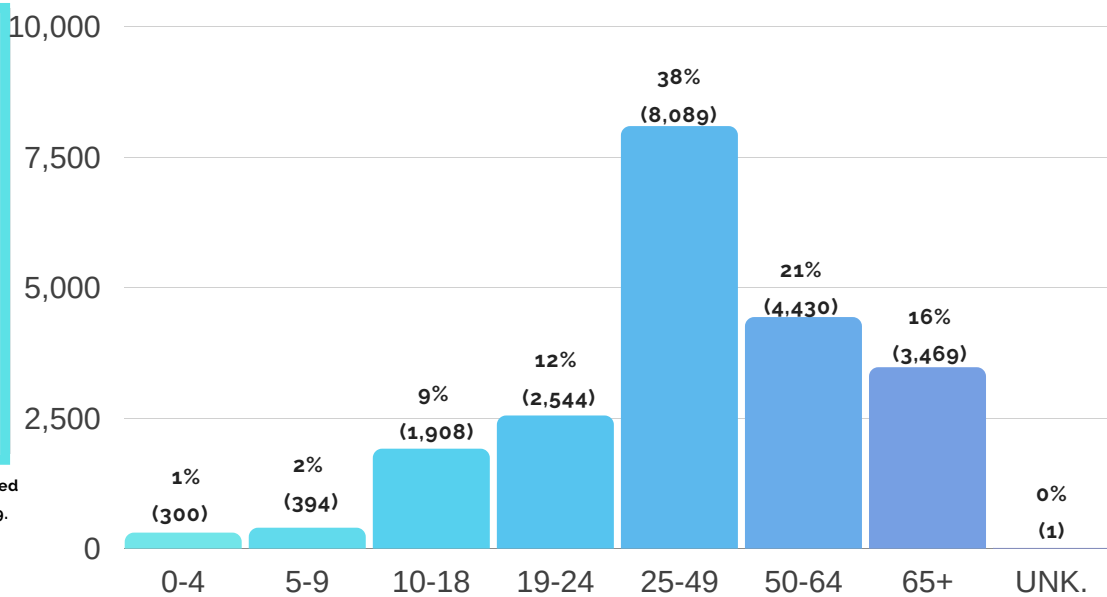
CASE COUNT BREAKDOWN BY AGE

In Erie County, PA, the population age range is:

Age Range:	Percentage:
0-4	5.6%
5-9	5.9%
10-19*	12.9%
20-24*	6.5%
25-49	30.6%
50-64	20.3%
65+	18.5%

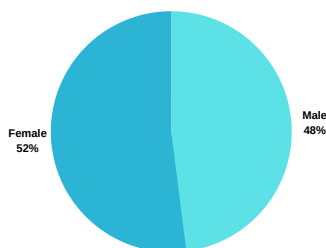
*Note: Age ranges differ from census data captured when compared to the data capture of COVID-19.

Source: Pennsylvania Department of Health



GENDER IDENTITY

Gender	Number of Cases
Female	10,921
Male	10,145
Unknown	69

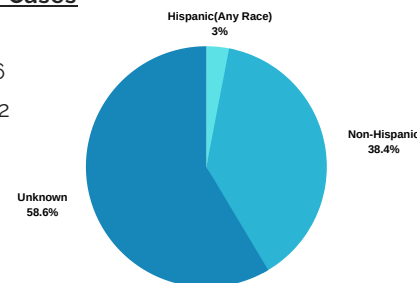


In Erie County, PA the total population self-identifies as:

- 50.6% Female
- 49.4% Male

HISPANIC ORIGIN

Origin	Number of Cases
Hispanic (Any race)	677
Not Hispanic	8,136
Unknown	12,322



In Erie County, PA the total population self-identifies as:

- 4.4% Hispanic
- 95.6% Not Hispanic