

COVID-19 CASES

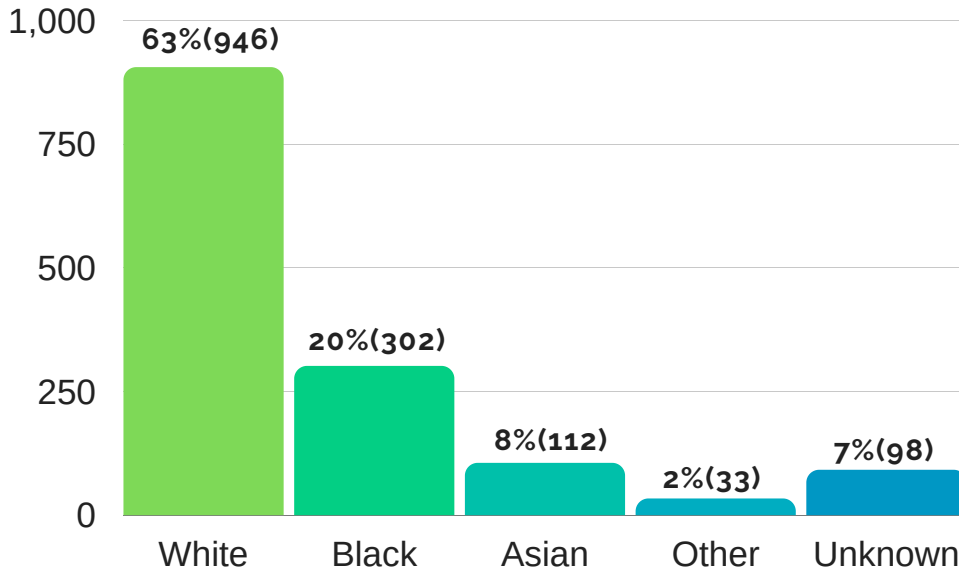


Public Health
Prevent. Promote. Protect.

1491 Reported Cases

Data up to date as of 10:00 PM September 21

CASE COUNT BREAKDOWN BY RACE



In Erie County, PA, the total population self-identifies as:

- White 86.3%
- Black or African American 7.6%
- American Indian/Alaska Native 0.3%
- Asian 1.8%
- Native Hawaiian/Other Pacific Islander 0%
- Other Race 1.3%
- Two or more Races 2.7%

Sources: Erie County Department of Health; Pennsylvania National Electronic Disease Surveillance System (PA NEDSS)

Note: Data includes probable cases

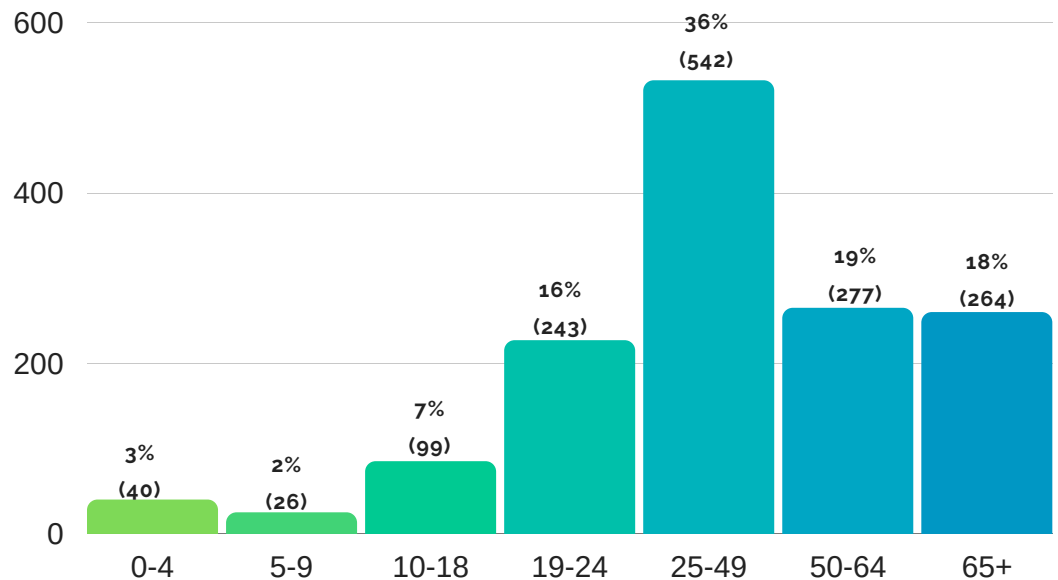
CASE COUNT BREAKDOWN BY AGE

In Erie County, PA, the population age range is:

Age Range:	Percentage:
0-4	5.6%
5-9	5.7%
10-19*	13.1%
20-24*	6.5%
25-49	30.3%
50-64	20.5%
65+	15.4%

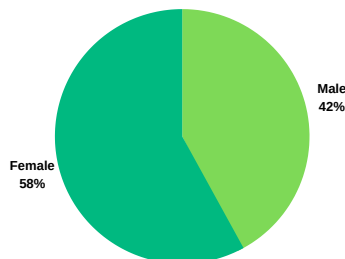
*Note: Age ranges differ from census data captured when compared to the data capture of COVID-19.

Source: Pennsylvania Department of Health



GENDER IDENTITY

Gender	Number of Cases
Female	859
Male	632



In Erie County, PA the total population self-identifies as:

- 50.9% Female
- 49.1% Male

HISPANIC ORIGIN

Origin	Number of Cases
Hispanic (Any race)	101
Not Hispanic	1237
Unknown	153

In Erie County, PA the total population self-identifies as:

- 4.4% Hispanic
- 95.6% Not Hispanic

