

Smoking During Pregnancy Among Erie County Mothers, 2014-2016

July, 2018

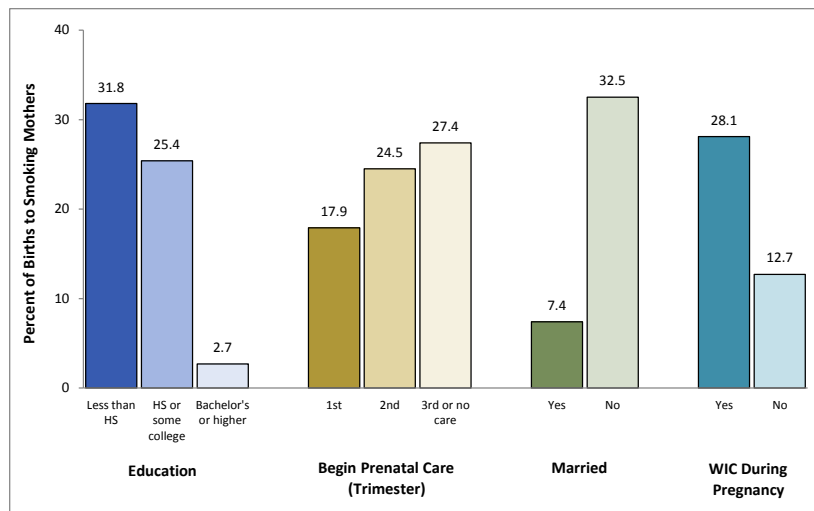
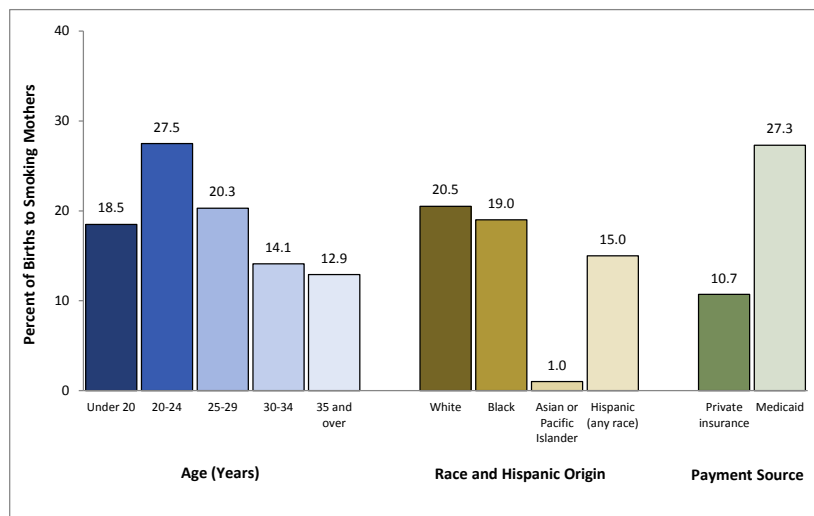
Erie County Department of Health
606 West 2nd Street
Erie, PA 16507
Telephone: 814-451-6700
Website: [ECDH](#)



Background: Smoking during pregnancy is a modifiable risk factor that contributes to poor birth and maternal outcomes, including preterm birth, low birth weight, birth defects, infant mortality, placental problems, and miscarriage.

- During 2014-2016, 19.5% of Erie County mothers reported smoking at any time during pregnancy. While lagging behind both Pennsylvania (12.6%) and the U.S. (7.2% in 2016), this figure was a historic record low for Erie County.
- Although the county prevalence of maternal smoking did not substantially change in over two decades, the percentage has steadily decreased for every 3-year period since 2006-2008, when it equaled 28.3%.
- Considerable variations in the prevalence of maternal smoking were seen by maternal characteristics (Figures 1 & 2, Table 1). Groups with the highest smoking rates included women aged 20-24 (27.5%), White women (20.5%), women with Medicaid (27.3%), women with less than a high school education (31.8%), women who began prenatal care in the 3rd trimester or had no care (27.4%), unmarried women (32.5%), and women who received WIC benefits (28.1%).

Figures 1 & 2. Prevalence of Maternal Smoking During Pregnancy by Maternal Characteristics



- Significant geographic variations in the prevalence of maternal smoking were observed across Erie County's 38 municipalities (Figure 3, Table 2).
- Maternal smoking ranged from a low of 0.0% in Mill Village Borough to a high of 39.4% in Union City Borough. The prevalence was lower than or equal to the Erie County rate of 19.5% in 22 municipalities, whereas it was higher in 16 municipalities.
- Maternal smoking was lower than 10.0% in five municipalities: Mill Village Borough (0.0%), Franklin Township (5.3%), Venango Township (6.9%), Fairview Township (7.3%), and Edinboro Borough (9.9%).
- Maternal smoking was equal to or higher than 30.0% in six municipalities: Wayne Township (30.0%) Wesleyville Borough (32.4%), Wattsburg Borough (33.3%), the City of Corry (34.2%), McKean Borough (35.7%), and Union City Borough (39.4%).
- From an overall numbers perspective, three out of every four smoking mothers (1,378/1,818, 75.4%) resided in just five municipalities: the City of Erie (1,006 mothers), Millcreek Township (157), the City of Corry (102), Harborcreek Township (70), and Union City Borough (43).

Figure 3. Prevalence of Maternal Smoking During Pregnancy for Erie County Municipalities

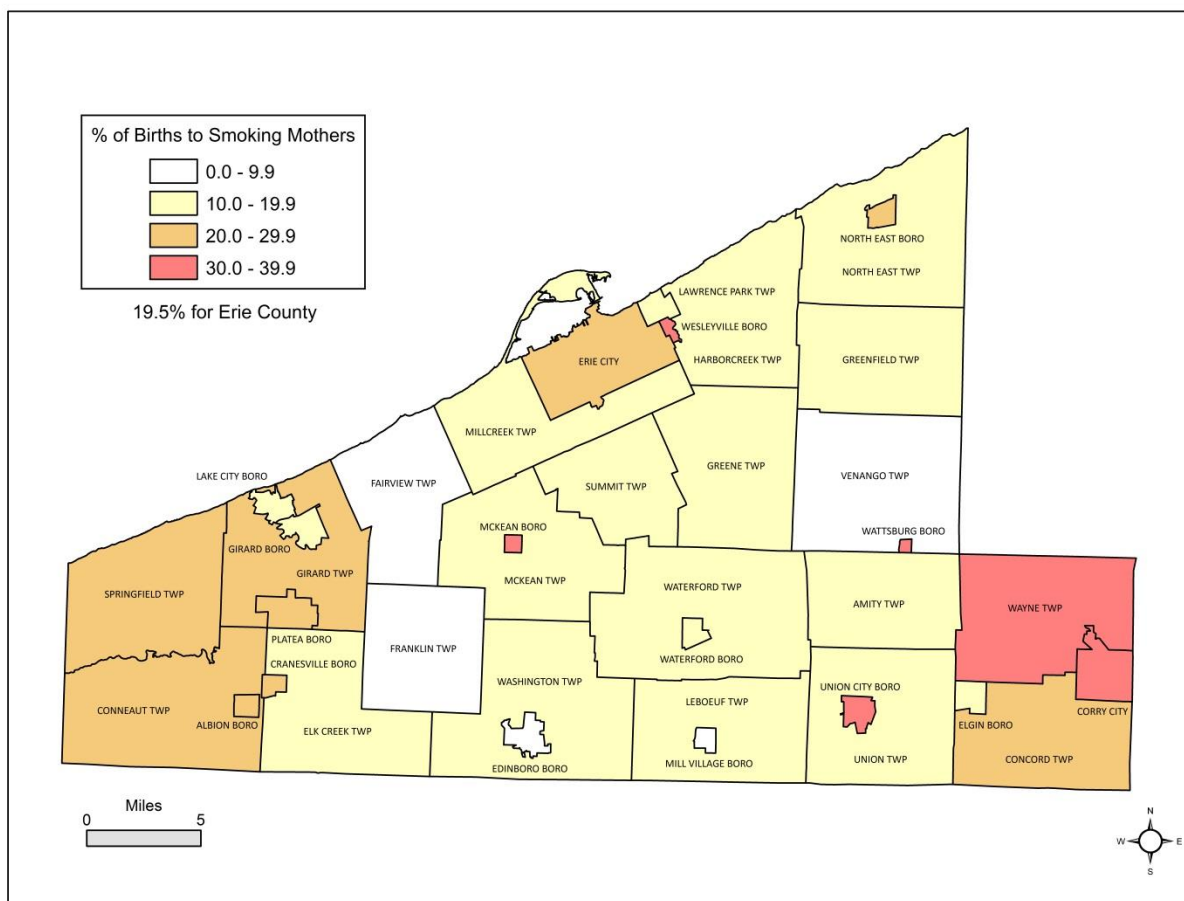


Table 1. Prevalence of Maternal Smoking During Pregnancy by Maternal Characteristics

<u>Maternal Characteristics</u>	<u>Available Data</u>	<u>Smoking During Pregnancy</u>		<u>Non-Smoking During Pregnancy</u>	
		<u>Number</u>	<u>Percent</u>	<u>Number</u>	<u>Percent</u>
All mothers	9,333 births	1,818	19.5	7,515	80.5
Age (years)	9,315 births				
Under 20		122	18.5	538	81.5
20-24		617	27.5	1,626	72.5
25-29		590	20.3	2,323	79.7
30-34		336	14.1	2,046	85.9
35 and over		144	12.9	973	87.1
Race and Hispanic origin	9,250 births				
White		1,422	20.5	5,527	79.5
Black		205	19.0	873	81.0
Asian/Pacific Islander		3	1.0	312	99.0
Hispanic (of any race)		90	15.0	509	85.0
Payment source for delivery	9,235 births				
Private insurance		511	10.7	4,282	89.3
Medicaid		846	27.3	2,256	72.7
Education	9,241 births				
Less than high school		406	31.8	870	68.2
High school or some college		1,325	25.4	3,882	74.6
Bachelor's degree or higher		74	2.7	2,684	97.3
Prenatal care initiation	9,205 births				
1st trimester		1,310	17.9	6,008	82.1
2nd trimester		342	24.5	1,056	75.5
3rd trimester or no care		134	27.4	355	72.6
Marital status	9,330 births				
Married		361	7.4	4,491	92.6
Unmarried		1,456	32.5	3,022	67.5
WIC receipt during pregnancy	9,007 births				
Yes		1,140	28.1	2,920	71.9
No		628	12.7	4,319	87.3

WIC = Special Supplemental Nutrition Program for Women, Infants, and Children

Table 2. Prevalence of Maternal Smoking During Pregnancy for Erie County Municipalities

<u>Municipality</u>	<u>Births</u>	<u>Smoking During Pregnancy</u>		<u>Non-Smoking During Pregnancy</u>	
		<u>Number</u>	<u>Percent</u>	<u>Number</u>	<u>Percent</u>
Albion Borough	49	11	22.4	38	77.6
Amity Township	23	3	13.0	20	87.0
Concord Township	29	7	24.1	22	75.9
Conneaut Township	63	17	27.0	46	73.0
City of Corry	298	102	34.2	196	65.8
Cranesville Borough	17	5	29.4	12	70.6
Edinboro Borough	81	8	9.9	73	90.1
Elgin Borough	8	1	12.5	7	87.5
Elk Creek Township	57	11	19.3	46	80.7
City of Erie	4,383	1,006	23.0	3,377	77.0
Fairview Township	245	18	7.3	227	92.7
Franklin Township	38	2	5.3	36	94.7
Girard Borough	89	15	16.9	74	83.1
Girard Township	145	33	22.8	112	77.2
Greene Township	108	12	11.1	96	88.9
Greenfield Township	43	6	14.0	37	86.0
Harborcreek Township	473	70	14.8	403	85.2
Lake City Borough	110	21	19.1	89	80.9
Lawrence Park Township	113	16	14.2	97	85.8
LeBoeuf Township	38	7	18.4	31	81.6
McKean Borough	14	5	35.7	9	64.3
McKean Township	112	13	11.6	99	88.4
Millcreek Township	1,525	157	10.3	1,368	89.7
Mill Village Borough	11	0	0.0	11	100.0
North East Borough	128	31	24.2	97	75.8
North East Township	156	31	19.9	125	80.1
Platea Borough	11	3	27.3	8	72.7
Springfield Township	96	26	27.1	70	72.9
Summit Township	175	28	16.0	147	84.6
Union Township	56	10	17.9	46	82.1
Union City Borough	109	43	39.4	66	60.6
Venango Township	58	4	6.9	54	93.1
Washington Township	120	19	15.8	101	84.2
Waterford Borough	68	7	10.3	61	89.7
Waterford Township	115	16	13.9	99	86.1
Wattsburg Borough	21	7	33.3	14	66.7
Wayne Township	40	12	30.0	28	70.0
Wesleyville Borough	108	35	30.4	73	67.6
Erie County	9,333	1,818	19.5	7,515	80.5