

**Health Disparities
in
Erie County

Summary**

Prepared by:

Valerie Bukowski, MS
Public Health Administrator
Erie County Department of Health

Focus Areas of Concern African American Community

- ❖ Demographics
 - Hispanic population has increased 82% from 1990-2000
 - African American population has increased 25% from 1990-2000
- ❖ Maternal and Child Health
 - Births to single mothers of all ages
 - Births to adolescents in both the 10-17 and 10-19 age groups
 - Births to single adolescents in both the 10-17 and 10-19 age groups
 - Prenatal care during the first trimester of pregnancy
 - Low birth weight babies
 - Tobacco use by pregnant women.
 - Percent of children under the age of 18 living below the poverty level
 - Infant mortality despite a dramatic improvement over the last few years.
- ❖ Mortality
 - Deaths due to all causes
 - Deaths due to heart disease
 - Deaths due to stroke
 - Deaths due to all cancers
 - Deaths due to lung cancer
 - Deaths due to prostate cancer
 - Deaths due to female breast cancer despite a downward trend.
 - Deaths due to diabetes
 - Deaths due to accidental injuries among adolescents
 - Deaths due to homicide
- ❖ Morbidity (Occurrence of a disease)
 - Incidence of all cancers
 - Incidence of lung cancer
 - Incidence of breast cancer
 - Incidence of prostate cancer
 - Extremely high incidence of Chlamydia
 - Incidence of Gonorrhea
 - Incidence of Tuberculosis
- ❖ Adult Behavioral Risks
 - Hypertension
 - Smoking
 - PSA (Prostate Specific Antigen) blood testing (for prostate cancer screening)
 - DRE (Digital Rectal Exams) (for prostate cancer and colorectal cancer screening)
 - Overweight
 - Lack of physical activity
 - Seat belt use

Erie County Highlights

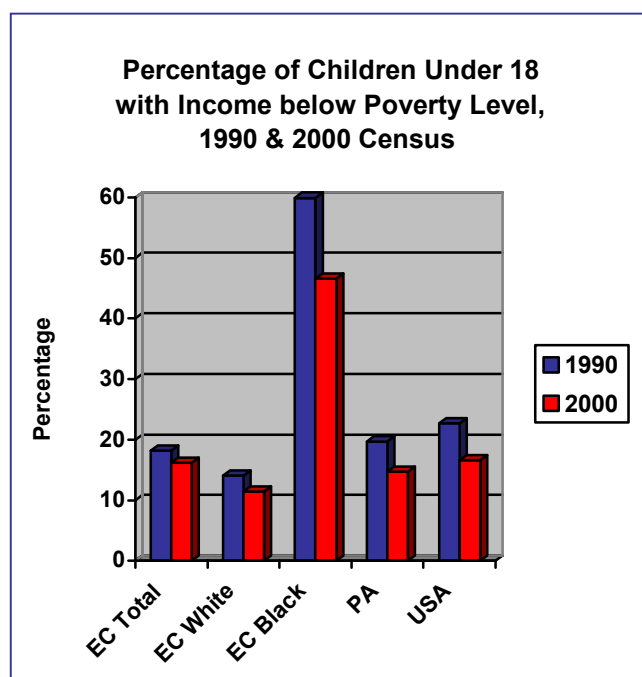
Demographics

- ❖ From 1990 to 2000 the number of Caucasians in Erie County decreased by 3% (5.5% in Erie City) while the non-white sector increased by 4% (4.5% in Erie City).
- ❖ From 1990-2000 in Erie County, the African American population increased 25% while the Hispanic population increased 82%.
- ❖ In 2000, 93.6% of Erie County's population was Caucasian, 6.1% was African American, and 2.2% was Hispanic.

Maternal and Child Health (1997-2001)

- ❖ The percent of births to single African American mothers of all ages in Erie County is 83.3% compared to 35.1% among whites. The value in Erie City is 84.5% among blacks compared to 43.1% among whites.
- ❖ The percent of births to all single adolescent African American mothers is 13.2% among 10-17 year olds (3.7% for whites) and 27.2% among 10-19 year olds (10.4% for whites). This is also considerably **higher** than both PA and US values for blacks.
- ❖ The percent of births to adolescent African American mothers is 12.4% among 10-17 year olds (3.8% for whites) and 27.6% among 10-19 year olds (11.6% for whites). This is also considerably **higher** than both PA and US values for blacks.
- ❖ Only 60.6% of all African American females received prenatal care during the first trimester of pregnancy compared to 80.6% among whites. This is also considerably **lower** than both PA and US values for blacks.

- ❖ The percent of low birth weight babies among African American mothers is 13.2% compared to 6.7% among whites. This is **comparable** to both PA and US values for blacks.
- ❖ Tobacco use by pregnant African American women is 30.3% (25.9% among whites). This is **significantly higher** than both PA and US values for blacks.
- ❖ In 2000, the percent of children under the age of 18 living below the poverty level was 46.6% among the African American population (11.4% for whites). This is **higher** than both PA and US values for blacks.



- ❖ Despite a downward trend, the death rate of 24.0 per 1,000 live births for infants under one year of age among the African American population (6.4 per 1,000 for whites) still remains **higher** than both PA and US values for blacks.

Mortality (Death) Rates (1997-2001)

Rates are per 100,000 population

- ❖ Infant mortality (infants under one year of age) among the African American population remains high. See above.
- ❖ The average annual age-adjusted rate for deaths from all causes is 1171.3 (873.7 for whites). This is **comparable** to the PA rate for blacks.
- ❖ The average annual age-adjusted rate for deaths from heart disease is 320.4 (277.9 for whites). This is **higher** than the PA rate for blacks.
- ❖ The average annual age-adjusted rate for deaths from stroke is 106.6 (62.7 for whites). This is **significantly higher** than both PA and US rates for blacks.
- ❖ The average annual age-adjusted rate for deaths from all cancers is 286.2 (203.8 for whites). This is **comparable** to the PA rate for blacks.
- ❖ The average annual age-adjusted rate for deaths from lung cancer is 81.0 (58.4 for whites). This is **comparable** to the rate for PA blacks but **higher** than the US rate.
- ❖ Despite a downward trend, the average annual age-adjusted rate for deaths from breast cancer among African American females is 39.8 (30.4 for whites). This is **comparable** to the PA rate for blacks.
- ❖ The average annual age-adjusted rate for deaths from prostate cancer among African American males is 67.3 in Erie County (25.0 for whites) and 91.3 in Erie City (31.2 for whites). The Erie City rate is **1½ times higher** than rates for both PA and US blacks.
- ❖ The average annual age-adjusted rate for deaths from diabetes is 54.8 (28.3 for whites). This is almost **1 ½ times higher** than the PA rate for blacks.

- ❖ The average annual age-adjusted rate for accidental injury deaths among adolescents is 29.8 (22.3 for whites). PA data is not available.
- ❖ The average annual age-adjusted rate for deaths due to homicide is 17.5 (1.6 for whites). This is **lower** when compared to rates for PA and US blacks.

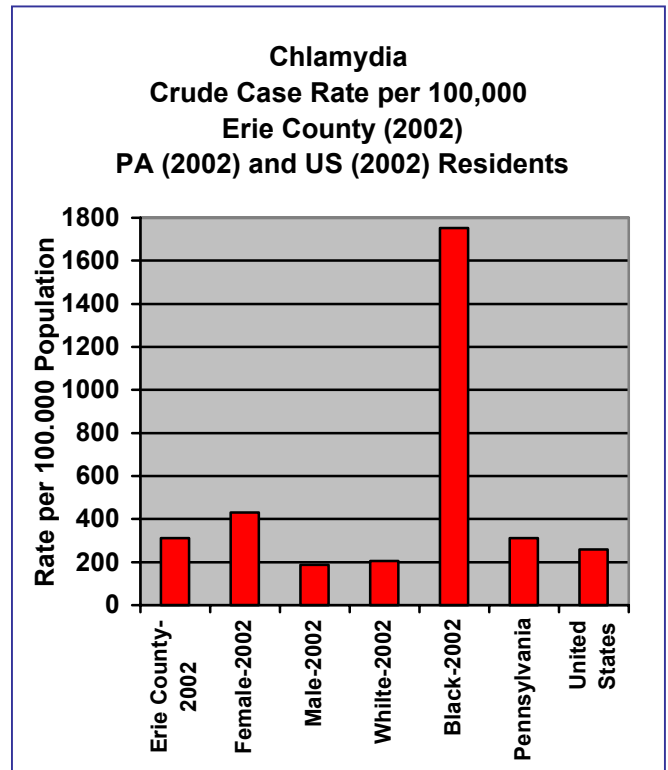
Top Ten Leading Causes of Death African American Population Number and Percentage Erie County, 1997-2001

Cause of Death (1997-2001)	Number of Deaths	Percentage of AfAm Deaths	Rank
Cancer	124	22.6%	1
Heart Disease	120	21.9%	2
Stroke	42	7.6%	3
All Accidents	28	5.1%	4
Diabetes	19	3.5%	5
Nephritis & Nephrosis	17	3.1%	6
Chronic Lower Resp. Disease (CLRD) (COPD)	16	3.0%	7
Influenza/Pneum	12	2.2%	8
Homicide	11	2.0%	9
HIV	5	0.9%	10
Total Top Ten Deaths	394	71.9%	
Total Deaths	548		

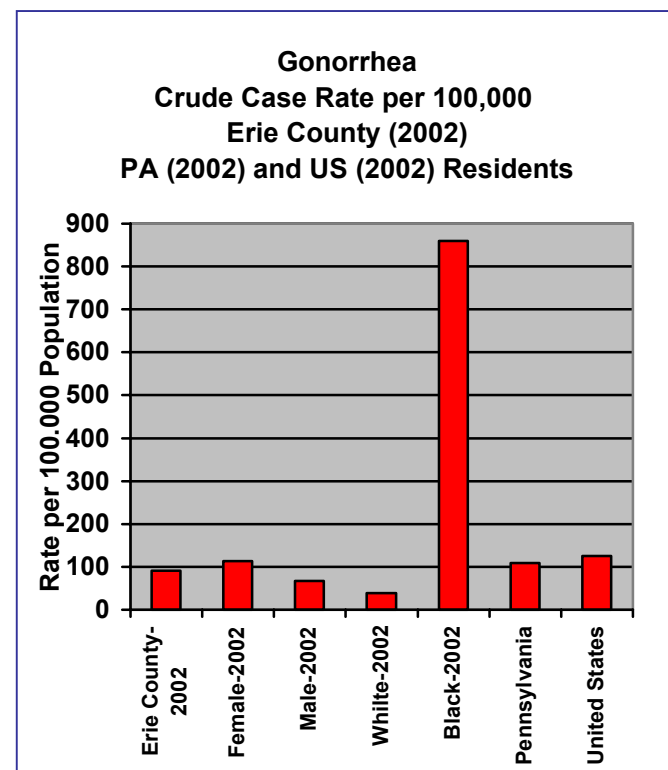
Morbidity (Incidence) Rates

Note: In situ or stage 0 tumors have not spread beyond the tissue involved; Invasive tumors have spread beyond the tissue involved.

- ❖ The average annual age-adjusted incidence rate (1996-2000) for all cancers (invasive stages only) is 492.8 (440.6 for whites). The incidence rate for all cancers (in situ and invasive stages) is 513.5 (476.2 for whites).
- ❖ The average annual age-adjusted incidence rate (1996-2000) for lung cancer (invasive stages only) is 98.0 (66.9 for whites). The incidence rate for lung cancer (in situ and invasive stages) is also 98.0 (66.9 for whites). Lung cancer is usually diagnosed in its later stages.
- ❖ The average annual age-adjusted incidence rate (1996-2000) for prostate cancer (invasive stages only) is 218.6 (140.0 for whites). The incidence rate for prostate cancer (in situ and invasive stages) is also 218.6 (140.1 for whites).
Note: Prostate cancer occurs twice as often among African American males compared to all other racial and ethnic groups
- ❖ The average annual age-adjusted incidence rate (1996-2000) for female breast cancer (invasive stages only) is 131.8 (128.6 for whites). This is higher than rates for black females in both PA and the US. The incidence rate for female breast cancer (in situ and invasive stages) is 162.3 (156.4 for whites). *This is an indication of early detection of breast cancer among the female population.*
- ❖ The average annual crude incidence rate for Tuberculosis is 28.0 (2.3 for whites) for the years 1998-2002. This is over **twice** the PA rate for blacks.
- ❖ The average annual crude incidence rate for Chlamydia is 1396.9 (139.3 for whites) for the years 1998-2002.



- ❖ The average annual crude incidence rate for Gonorrhea is 69.4 (26.5 for whites) for the years 1998-2002.



Behavioral Risk Factors

2001 BRFSS values for adults ages 18-64

- ❖ The percent of African American adults diagnosed with hypertension is 45% (30% for whites). The PA value for blacks is 32%.
- ❖ The percent of African American adults who currently smoke is 44% (25% for whites). The PA value for blacks is 36%.
- ❖ The percent of African American adult males 50+ who have had a PSA blood test for prostate cancer diagnosis is 40% (65% for whites). The PA value for blacks is not available. *Note: Prostate cancer occurs twice as often among African American males compared to all other racial and ethnic groups*
- ❖ The percent of African American adult males 50+ who have had a DRE (digital rectal exam) is 75% (64% for whites). The PA value for blacks is not available. *Note: The DRE is a screening technique for prostate cancer diagnosis as well as rectal cancer.*
- ❖ The percent of African American adults who reported being overweight is 76% (61% for whites). The PA value for blacks is 73%. *Note: Percent is based on the new standard of overweight reporting where Overweight= a BMI (Body Mass Index)>25*
- ❖ The percent of African American adults who participate in physical activity or who exercise is 62% (78% for whites). The PA value for blacks is 69%.
- ❖ The percent of African American adults who always use a seat belt when driving in a vehicle is 72% (78% for whites). PA values are not available.

Data Sources and Web Sites

- ❖ Census 2000
- ❖ Erie County Department of Health at <http://www.ecdh.org>
- ❖ Pennsylvania Department of Health at <http://www.health.state.pa.us>
- ❖ Center's for Disease Control and Prevention at <http://www.cdc.gov>
- ❖ National Center for Health Statistics, and the United States Census Bureau <http://www.census.gov>.

